

YOUR URBAN  
JUNGLE INTERIOR

# WONDER PLANTS



# CONTENT

**008**

— CINEMA FLORA  
CREMONA | IT

**018**

— GREEN STATEMENTS  
MILAN | IT

**026**

— COCOON IN THE CITY  
NEW YORK | US

**036**

— PARIS TEXAS  
ANTWERP | BE

**048**

— THONG HOUSE  
HO CHI MINH CITY | VN

**056**

— PENNY LANE  
SYDNEY | AU

**066**

— PLANT CABINET  
MELBOURNE | AU

**074**

— OFICIO STUDIO  
MADRID | ES

**084**

— SCANDINAVIAN IMMACULACY  
COPENHAGEN | DK

**092**

— BOTANIC ELEGANCE  
GHENT | BE

**102**

— GARDEN HOUSE  
TOKYO | JP

**108**

— EXOTIC EYE CATCHERS  
BOSTON | US

**116**

— BOTANICAL CHARM  
PARIS | FR

**124**

— COLOUR BLOCK  
AMSTERDAM | NL

**134**

— COMPACT WITH STYLE  
ANTWERP | BE

**144**

— URBAN GREEN  
NEW YORK | US

**152**

— WUNDERKAMMER  
AMSTERDAM | NL

**160**

— GRAND SIMPLICITY  
SYDNEY | AU

**168**

— INDOOR JUNGLE  
LIER | BE

**176**

— VERDANT CHARM  
BENTVELD | NL

**187**

— PLANTS AND THEIR CARE

**199**

— THE PLANT DOCTOR

**201**

— PLANTS IN EACH INTERIOR

**223**

— PRACTICAL PLANT INDEX

**235**

— LIST OF PLANTS

**236**

— GLOSSARY OF KEY TERMS

# GREEN STATEMENTS

---

## **MILAN** IT

Bright white walls, polished concrete, cast-iron constructions and statements incorporating plants. The ultimate basis for a glamorous interplay between structures and colour, volume and light. A former factory in Milan is now home and workplace to artist Antonino Sciortino, where he proudly showcases his own creations.





















In bustling downtown Tokyo, nestled between two imposing office buildings, this extraordinary home is barely four metres wide, but attracts a great deal of attention. It is sometimes locally referred to as the vertical garden. The end result was a glass construction consisting of four 'floating' storeys, with no exterior walls or inner partitions.

The many plants and trees on every floor provide an adequate degree of privacy, but also allow maximum day-light access. Above all, it creates that unique sense of living outdoors for the building's owners, two authors who live and work here. It offers the opportunity to appreciate the lush greenery from every room.


The storeys are linked by a lightweight metal staircase that extends all the way to the top floor, through round openings in the floor plates. These openings also allow larger plants to keep growing all the way up to the roof terrace. It is striking to see indoor and outdoor plants co-existing side by side. The climate makes it possible, adding an extra dimension.















#### WUNDERKAMMER AMSTERDAM | NL

“As a small boy, I was fascinated by caterpillars and frogs,” says Florian, who moved to this Dutch metropolis from Germany. “But that love of animals gradually gave way to a passion for plants. I’m fascinated by botany.” Ueli, who grew up in Switzerland, has always loved flowers and plants. Not only is he a florist and gardener, he designs furniture and aviaries as well. “If you take a close look at how plants and flowers are structured, you truly start to appreciate how wonderful and beautiful nature is,” he says.

The house they live in, which is a cabinet of curiosities in its own right, is like wandering through the great outdoors. There’s the butterfly collection that Florian inherited from his grandfather, the mounted giraffe head on the landing, the homemade penguin table in the bathroom, assorted antlers on the wall, and their own floral creations in gorgeous colours as a recurring theme throughout the house.

Florian’s favourite plant in their home is the *Musaceae*, while Ueli favours the *Myrtus*. “No matter how beautiful an interior is, flowers and plant bring life into a home. And positive energy,” they both agree. “Nature makes an interior more exciting and adds the finishing touches.” Objects made from materials that originate from nature, like ceramics, glass, stone and wood, also add natural beauty and deserve their place in the home. “As long as it’s made with love,” Florian states firmly.



---

# WHAT TYPE OF PLANT SUITS YOU?

*We can only gaze with envy at beautiful and contemporary interiors with mature collections of plants or with a delightful, big Swiss cheese plant (*Monstera deliciosa*), dwarf umbrella tree (*Schefflera arboricola*) or a sentry plant (*Agave americana*). They really make a statement in your interior design and only grow more beautiful when they spend more time living with you. Anybody would like that, but how do you go about getting it? What is the secret behind these jungles? What type of plant actually best suits you and your interior? What care do they require and where should you place different types of plants? Gaining a deeper understanding of your plant's needs will help you make this a success.*

## INTERIOR

It is smart to consider the placement of your plants before you decide to acquire them. You need to consider not only where plants would look best, but also if the conditions in your chosen location are suitable for plants. Consider the amount of daylight when deciding on a spot. Some types of plants actually thrive in a shady spot, but all plants need some daylight.

Try to consider your plant's needs, and make sure you put them in the correct spot from the start. Most plants don't like being moved around. You can also adjust your interior and move some furniture around in order to create the right setting. If you are planning to renovate or move house, it's best to allocate room for your plants in the blueprint from the outset. You may decide on plants in beautiful alcoves in a long stretch of wall or an entire vertical wall filled with plants. These are ways to make your greenery an integral part of your interior design.

## STATEMENTS IN YOUR INTERIOR DESIGN

*100-year-old aloe or sentry plant*  
(*Agave americana*)

*Alocasia* (*Alocasia 'Zebrina'*)

*air plant* (*Tillandsia*)

*banana tree* (*Musa acuminata*)

*cactus or spurge* (*Euphorbia pseudocactus*)

*Chinese money plant* (*Pilea peperomioides*)

*dwarf date palm* (*Phoenix roebelenii*)

*fishtail palm or toddy palm*  
(*Caryota mitis*)

*kentia palm or thatch palm*  
(*Howea forsteriana*)

*Philodendron* (*Philodendron xanadu*)

## TIME

Now that you've decided where your plants will look best in your interior, you'll have to consider how much time you want to devote to their care. Are you the nurturing type? Then you may decide to buy plants that will need some extra

---

TLC. Are you capable of completely forgetting about your plants, or are you away often? Then you'd better buy some robust plants that don't mind getting watered infrequently or irregularly. Truth be told, you can always go wrong with a plant, because that's just nature at work. But if you take an honest look at yourself and your habits, you guarantee it will work. Start out with just a couple of plants and take it from there.

#### EASY PLANTS

*cactuses and succulents,*  
*like Crassula and Echeveria*

*fiddle-leaf fig* (Ficus lyrata)

*snake plant or mother-in-law's*

*tongue* (Sansevieria)

*Swiss cheese plant* (Monstera deliciosa)

These plants are smash hits, because they can thrive and survive in almost all conditions. A little too much shade or a day or two without water is no problem; these plants will thrive no matter what.

#### BUDGET

The budget you can afford is also a factor. Large plants can be quite expensive, but there are other less expensive plants that grow big and strong quickly. Or you could consider swapping shoots or cuttings with your friends so you can collect lots of pretty specimens even if you're on a budget.

#### FAST GROWERS

*African linden* (Sparmannia africana)

*chestnut vine* (Tetrastigma voinianum)

*Epipremnum* (Epipremnum pinnatum or Scindapsus)

*fiddle-leaf fig* (Ficus lyrata)

*paper plant or Japanese aralia plant* (Fatsia japonica)

*rubber fig* (Ficus elastica)

*spurge* (Euphorbia pseudocactus)

*Swiss cheese plant* (Monstera deliciosa)

*velvet plant* (Gynura aurantiaca)





[www.lannoo.com](http://www.lannoo.com)

Register on our website to receive our newsletter with information about new books as well as interesting exclusive offers.

**Text interiors:** Irene Schampaert

**Text plants:** Judith Baehner

**Image editing:** Irene Schampaert

**Illustrations:** Maaïke Koster

**Translation:** Joy Philips

**Graphic design & typesetting:** Irene Schampaert

**Cover image:** Serge Anton

If you have any comments or questions,  
please get in touch with our editorial team:  
[redactiekunst@lannoo.com](mailto:redactiekunst@lannoo.com).

© Lannoo Publishers, Tielt, 2016

ISBN 978 94 014 3681 6

D/2016/45/241 - NUR 422/454/656

All rights reserved. No part of this publication may be reproduced or transmitted in any form or by any means, electronic or mechanical, including photocopy, recording or any other information storage and retrieval system, without prior permission in writing from the publisher. Every effort has been made to trace copyright holders. If, however, you feel that you have inadvertently been overlooked, please contact Lannoo Publishers, Kasteelstraat 97,8700 Tielt, Belgium.

#### PHOTO CREDITS

**CINEMA FLORA** CREMONA, IT

© Maria Teresa Furnari

**GREEN STATEMENTS** MILAN, IT

© Serge Anton

**COCOON IN THE CITY** NEW YORK, US

© Emily Johnston

**PARIS TEXAS** ANTWERP, BE

© Tim Van de Velde

**THONG HOUSE** HO CHI MINH CITY, VN

© Oki Hiroyuki

**PENNY LANE** SYDNEY, AU

© Photos by Eve Wilson  
for The Design Files

**PLANT CABINET** MELBOURNE, AU

© Armelle Habib

**OFICIO STUDIO** MADRID, ES

© [www.rebenque.com](http://www.rebenque.com)

**SCANDINAVIAN IMMACULACY** COPENHAGEN, DK

© Photographer: Christina Onsgaard Kayser / IDECORimages.  
Stylist: Rikke Graff Juel / IDECORimages.

**BOTANIC ELEGANCE** GHENT, BE

© Stefanie Faveere

**GARDEN HOUSE** TOKYO, JP

© Iwan Baan

**EXOTIC EYE CATCHERS** BOSTON, US

© Emily Billings

**BOTANICAL CHARM** PARIS, FR

© Julie Ansiau

**COLOUR BLOCK** AMSTERDAM, NL

© Photographer: James Stokes; Stylist: Judith Baehner

**COMPACT WITH STYLE** ANTWERP, BE

© Bas Bogaerts

**URBAN GREEN** NEW YORK, US

© Erica Gannett

**WUNDERKAMMER** AMSTERDAM, NL

© James Stokes

**GRAND SIMPLICITY** SYDNEY, AU

© Photos by Annette O'Brien  
for The Design Files

**INDOOR JUNGLE** LIER, BE

© Jan Verlinde

**VERDANT CHARM** BENTVELD, NL

© Anouk De Kleermaeker